



Certificate of Analysis

Sample:KN1122008-001

Harvest/Lot ID: KBDC100

Batch#: KBDC100

Seed to Sale# N/A

Batch Date: 12/11/20

Sample Size Received: 10 gram

Total Weight/Volume: N/A

Retail Product Size: 105 gram

Ordered : 11/15/21

sampled : 11/15/21

Completed: 11/24/21 Expires: 11/24/22

Sampling Method: SOP Client Method

PASSED

Page 1 of 2


Nov 24, 2021 | Kota Botanics

Meadow Creek Dr,
Fargo, ND, 58104



KOTA BOTANICS™

PRODUCT IMAGE



SAFETY RESULTS




Pesticides
NOT TESTED



Heavy Metals
NOT TESTED



Microbials
PASSED




Mycotoxins
NOT TESTED



Residuals Solvents
NOT TESTED



Filtration
NOT TESTED



Water Activity
NOT TESTED



Moisture
NOT TESTED



Terpenes
NOT TESTED

MISC.

CANNABINOID RESULTS



Total THC
0.000%



Total CBD
0.537%



Total Cannabinoids
0.67%

	CBDV	CBDA	CBGA	CBG	CBD	THCV	CBN	EXO-THC	D9-THC	D8-THC	D10-THC	CBC	THCA	D8-THCO	D9-THCO
%	<0.01	ND	ND	ND	0.537	ND	0.133	ND	<0.01	ND	ND	<0.01	ND	ND	ND
mg/g	<0.1	ND	ND	ND	5.37	ND	1.33	ND	<0.1	ND	ND	<0.1	ND	ND	ND
LOD	0.001	0.001	0.001	0.001	0.001	0.001	0.001	0.002	0.001	0.001	0.001	0.001	0.001	0.002	0.002
	%	%	%	%	%	%	%	%	%	%	%	%	%	%	%

Cannabinoid Profile Test

Analyzed by 113	Weight 0.2225g	Extraction date : 11/23/21 05:11:51	Extracted By : 143
Analysis Method -Expanded Measurement of Uncertainty: Flower Matrix d9-THC:12.7%, THCA: 9.5%, TOTAL THC 11.1%. These uncertainties represent an expanded uncertainty expressed at approximately the 95% confidence level using a coverage factor k=2 for a normal distribution.			
Analytical Batch -KN001602POT Instrument Used : HPLC E-SH-008		Running On :	Reviewed On - 11/24/21 13:58:25
			Batch Date : 11/22/21 17:00:36

Reagent	Dilution 40	Consums. ID
---------	----------------	-------------

Full spectrum cannabinoid analysis utilizing High Performance Liquid Chromatography with UV detection (HPLC-UV). (Method: SOP.T.30.050 for sample prep and Shimadzu High Sensitivity Method SOP.T.40.020 for analysis.)
*Based on FL action limits.

This report shall not be reproduced, unless in its entirety, without written approval from Kaycha Labs. This report is an Kaycha Labs certification. The results relate only to the material or product analyzed. Test results are confidential unless explicitly waived otherwise. Void after 1 year from test end date. Cannabinoid content of batch material may vary depending on sampling error. IC=In-control QC parameter, NC=Non-controlled QC parameter, ND=Not Detected, NA=Not Analyzed, ppm=Parts Per Million, ppb=Parts Per Billion. Limit of Detection (LoD) and Limit Of Quantitation (LoQ) are terms used to describe the smallest concentration that can be reliably measured by an analytical procedure. RPD=Reproducibility of two measurements. Action Levels are State determined thresholds for human safety for consumption and/or inhalation. The result >99% are variable based on uncertainty of measurement (UM) for the analyte. The UM error is available from the lab upon request. The "Decision Rule" for the pass/fail does not include the UM. The limits are based on F.S. Rule 64-4.310.

Sue Ferguson

Lab Director

State License # n/a
ISO Accreditation #
17025:2017



Signature

11/24/21

Signed On



Certificate of Analysis

PASSED

Kota Botanics

Meadow Creek Dr,
Fargo, ND, 58104
Telephone: 8454472240
Email: MichaelF@greenspectrums.com

Sample : KN1122008-001
Harvest/LOT ID: KBDC100

Batch# : KBDC100
Sampled : 11/15/21
Ordered : 11/15/21

Sample Size Received : 10 gram
Total Weight/Volume : N/A
Completed : 11/24/21 Expires: 11/24/22
Sample Method : SOP Client Method

Page 2 of 2

	Microbials	PASSED
---	-------------------	---------------

Analyte	LOD	Result
LISTERIA_MONOCYTOGENE		not present in 1 gram.
ESCHERICHIA_COLI_SHIGELLA_SPP		not present in 1 gram.
SALMONELLA_SPECIFIC_GENE		not present in 1 gram.
ASPERGILLUS_FLAVUS		not present in 1 gram.
ASPERGILLUS_FUMIGATUS		not present in 1 gram.
ASPERGILLUS_NIGER		not present in 1 gram.
ASPERGILLUS_TERREUS		not present in 1 gram.

Analysis Method -SOP.T.40.043
Analytical Batch -KN001599MIC Batch Date : 11/22/21 14:22:00
Instrument Used : E-HEW-069
Running On :

Analyzed by	Weight	Extraction date	Extracted By
1692	1.0307g	NA	NA

Dilution

1
Microbiological testing for Fungal and Bacterial Identification via Polymerase Chain Reaction (PCR) method consisting of sample DNA amplified via tandem Polymerase Chain Reaction (PCR) as a crude lysate which avoids purification. (Method SOP.T.40.043) If a pathogenic Escherichia Coli, Salmonella, Aspergillus fumigatus, Aspergillus flavus, Aspergillus niger, or Aspergillus terreus is detected in 1g of a sample, the sample fails the microbiological-impurity testing.

This report shall not be reproduced, unless in its entirety, without written approval from Kaycha Labs. This report is an Kaycha Labs certification. The results relate only to the material or product analyzed. Test results are confidential unless explicitly waived otherwise. Void after 1 year from test end date. Cannabinoid content of batch material may vary depending on sampling error. IC=In-control QC parameter, NC=Non-controlled QC parameter, ND=Not Detected, NA=Not Analyzed, ppm=Parts Per Million, ppb=Parts Per Billion. Limit of Detection (LoD) and Limit Of Quantitation (LoQ) are terms used to describe the smallest concentration that can be reliably measured by an analytical procedure. RPD=Reproducibility of two measurements. Action Levels are State determined thresholds for human safety for consumption and/or inhalation. The result >99% are variable based on uncertainty of measurement (UM) for the analyte. The UM error is available from the lab upon request. The "Decision Rule" for the pass/fail does not include the UM. The limits are based on F.S. Rule 64-4.310.

Sue Ferguson
Lab Director
State License # n/a
ISO Accreditation #
17025:2017


Signature

11/24/21
Signed On